

Service Schematics

Introduction

Important:

This document is intended for use by authorized service centers only.

“Service Schematics“ was created with focus on customer care. The purpose of this document is to provide further technical repair information for NOKIA mobile phones on Level 3/4 service activities. It contains additional information such as e.g. “Component finder”, “Frequency band table” or “Antenna switch table”. The “Signal overview” page gives a good and fast overview about the most important signals and voltages on board. Saving process time and improving the repair quality is the aim of this document. It is to be used additionally to the service manual and other training or service information such as Service Bulletins.

All measurements were made using following equipment:

Nokia repair SW	:	Phoenix version 2006.44.7.123
Oscilloscope	:	Fluke PM 3380A/B
Spectrum Analyzer	:	Advanced R3162 with an analog probe
RF-Generator/GSM Tester	:	Rhode & Schwarz CMU 200
Multimeter	:	Fluke 73 Series II

While every endeavour has been made to ensure the accuracy of this document, some errors may exist. If the reader finds any errors, NOKIA should be notified in writing.

Please send E-Mail to: training.sace@nokia.com

Copyright © NOKIA

This material, including documentation and any related computer programs is protected by copyright, controlled by NOKIA. All rights are reserved. Copying, including reproducing, modifying, storing, adapting or translating any or all of this material requires the prior written consent of NOKIA. This material also contains confidential information, which may not be disclosed to others without the prior written consent of NOKIA.

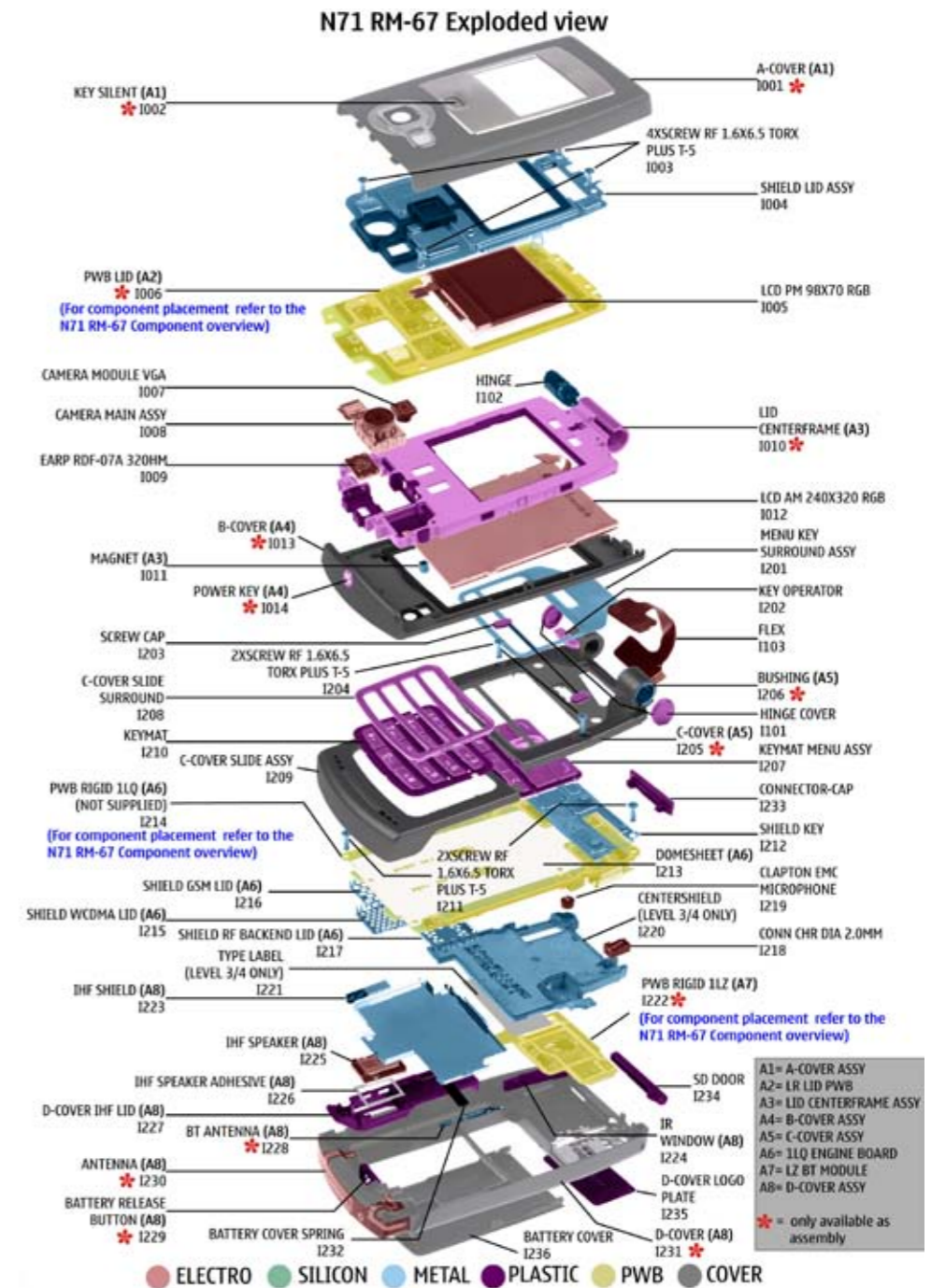


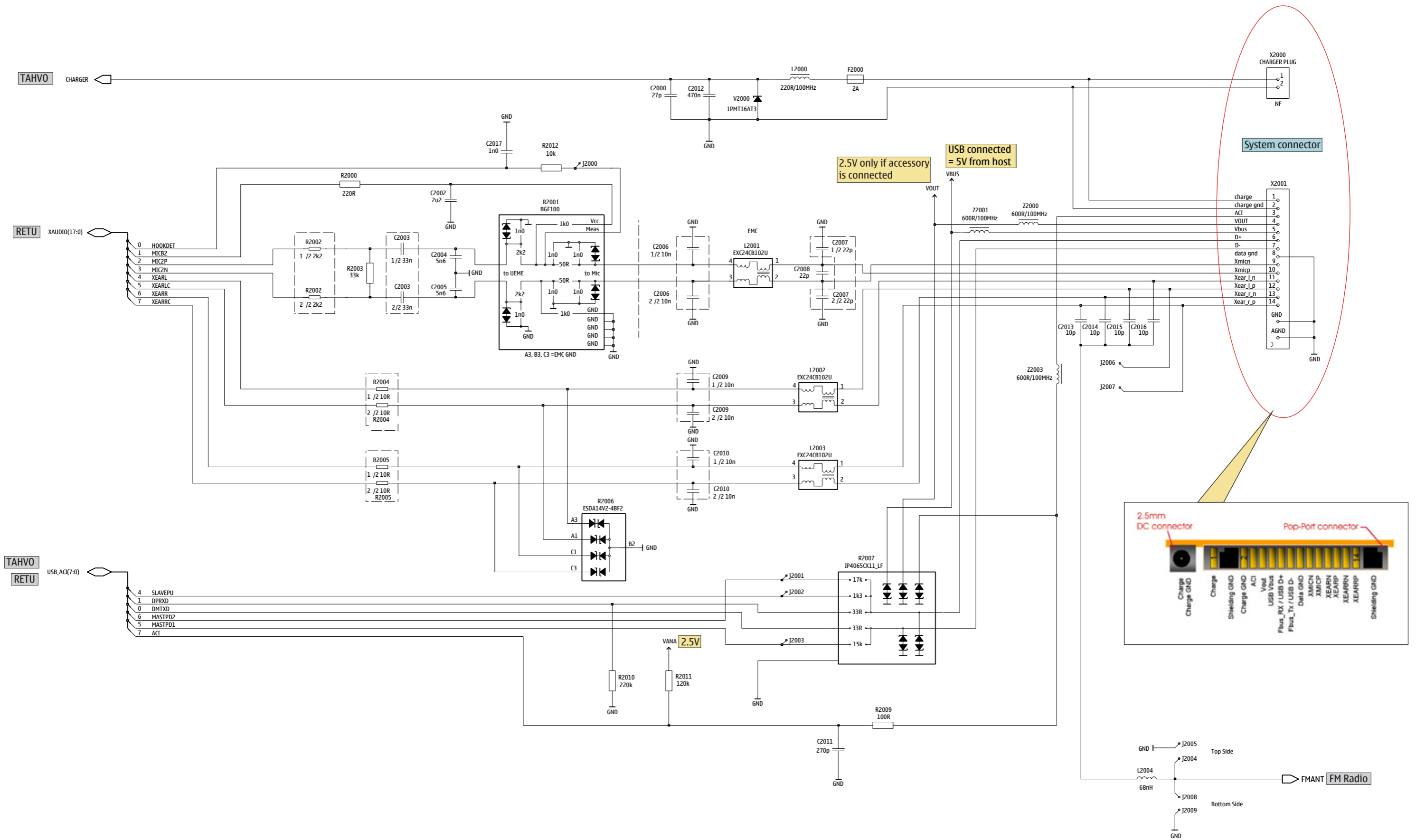
RM-67

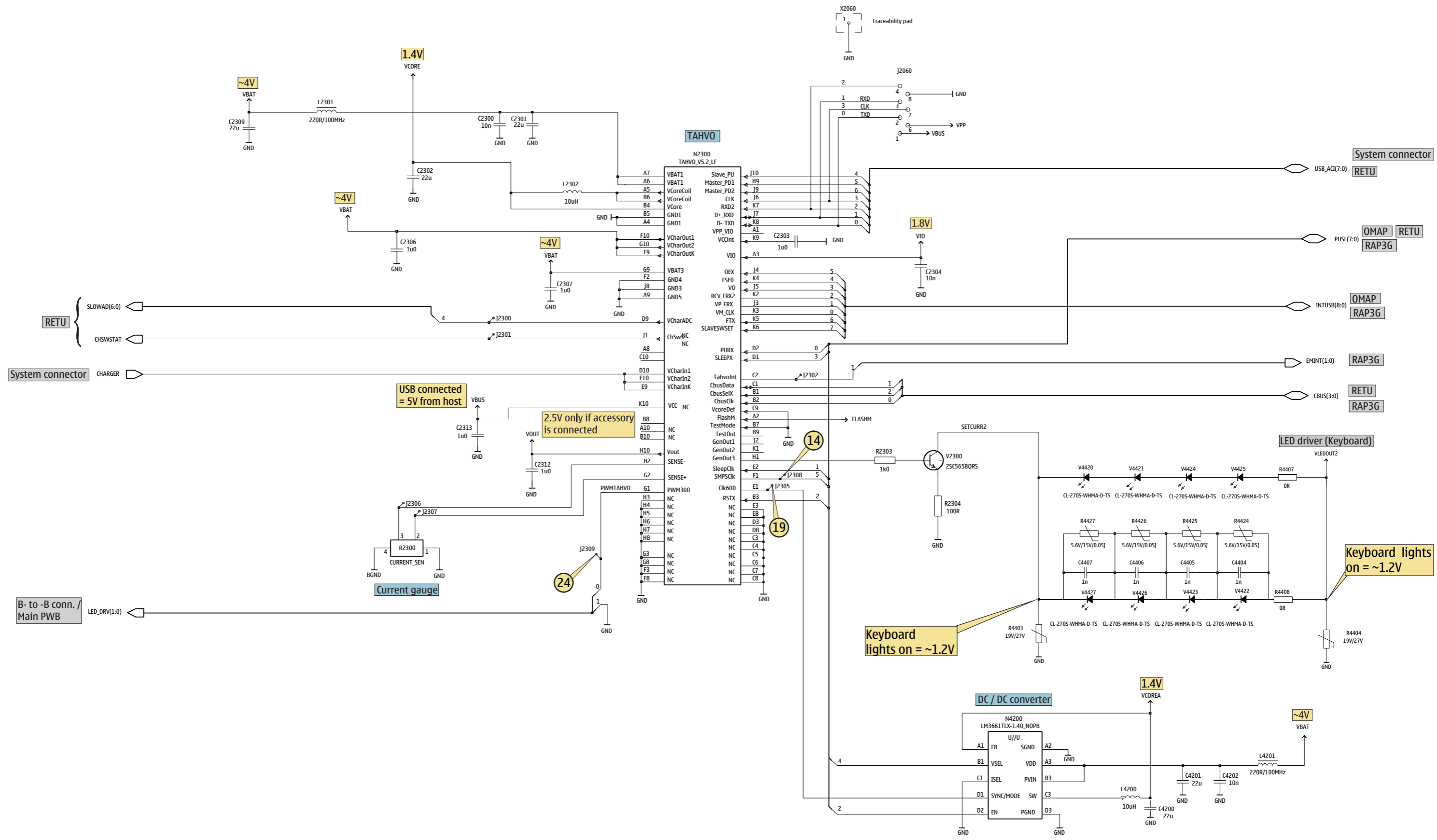


Table of contents	
Frontpage	1
System connector	2
RETU, Audio	3
TAHVO	4
RAP3G, memories	5
OMAP, Combo memory	6
FM Radio	7
UI part	8
Board to Board connector/ Main PWB	9
Board to Board connector/ LID PWB	10
Display, Cameras/ LID PWB	11
Bluetooth PWB	12
RF part	13
Signal overview	14
Component finder	15

Exploded view and component disposal

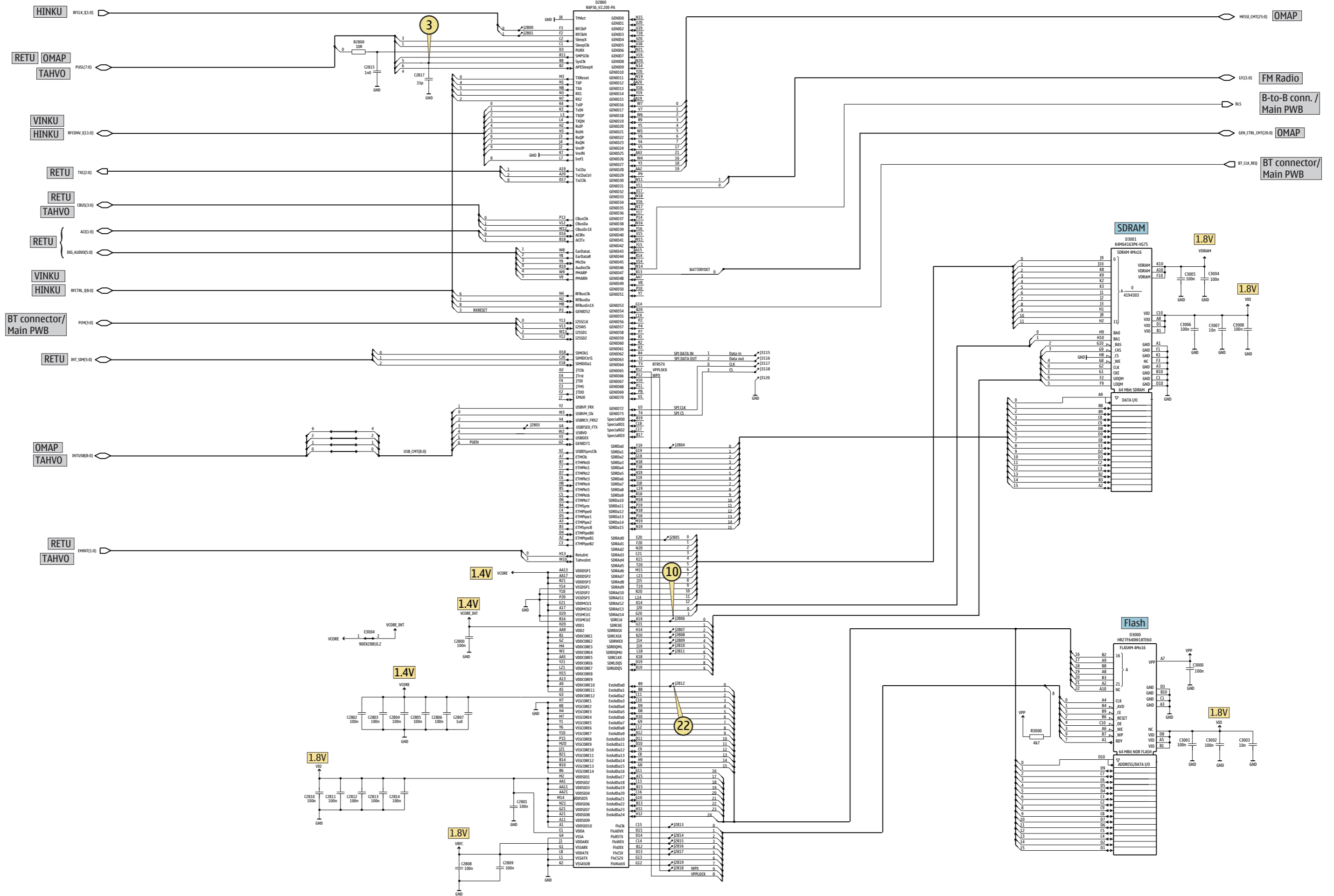


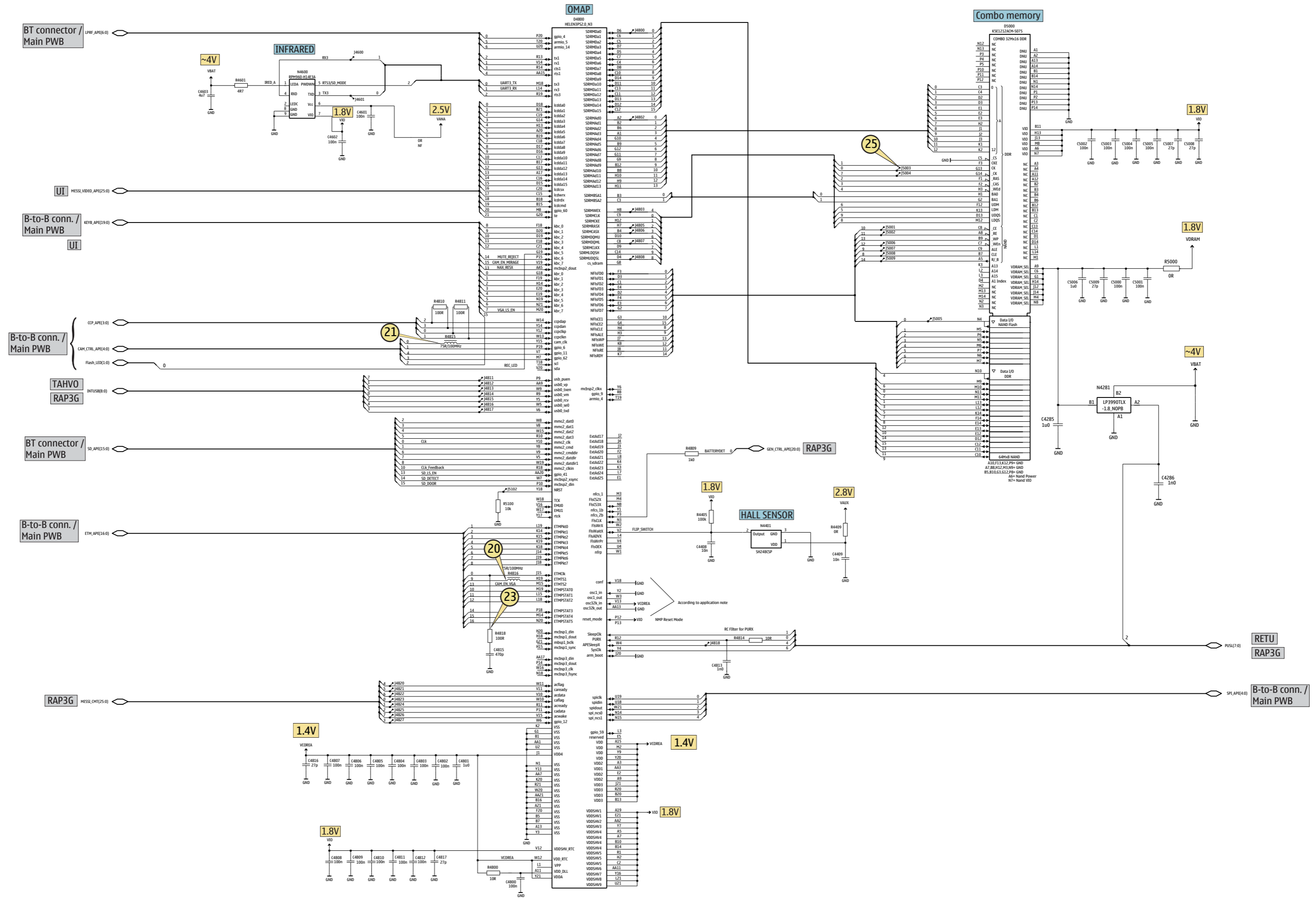


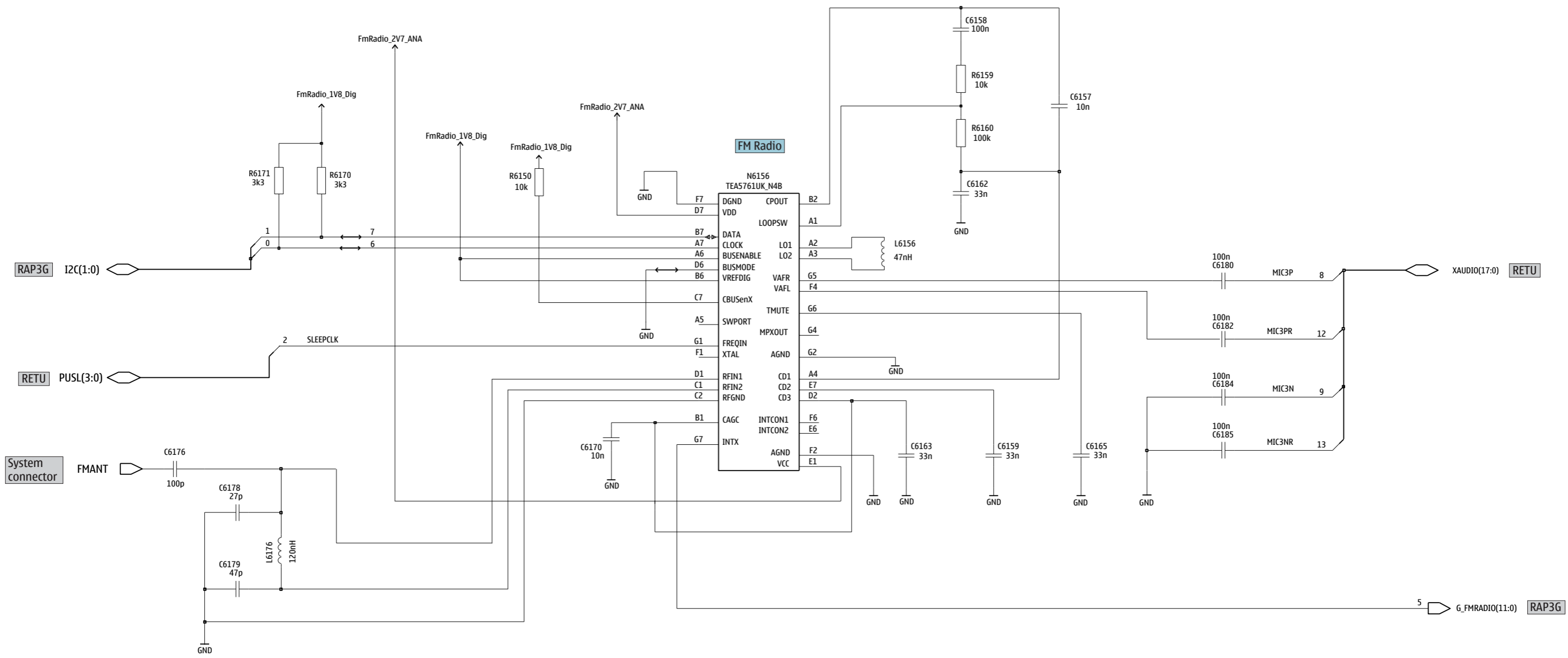


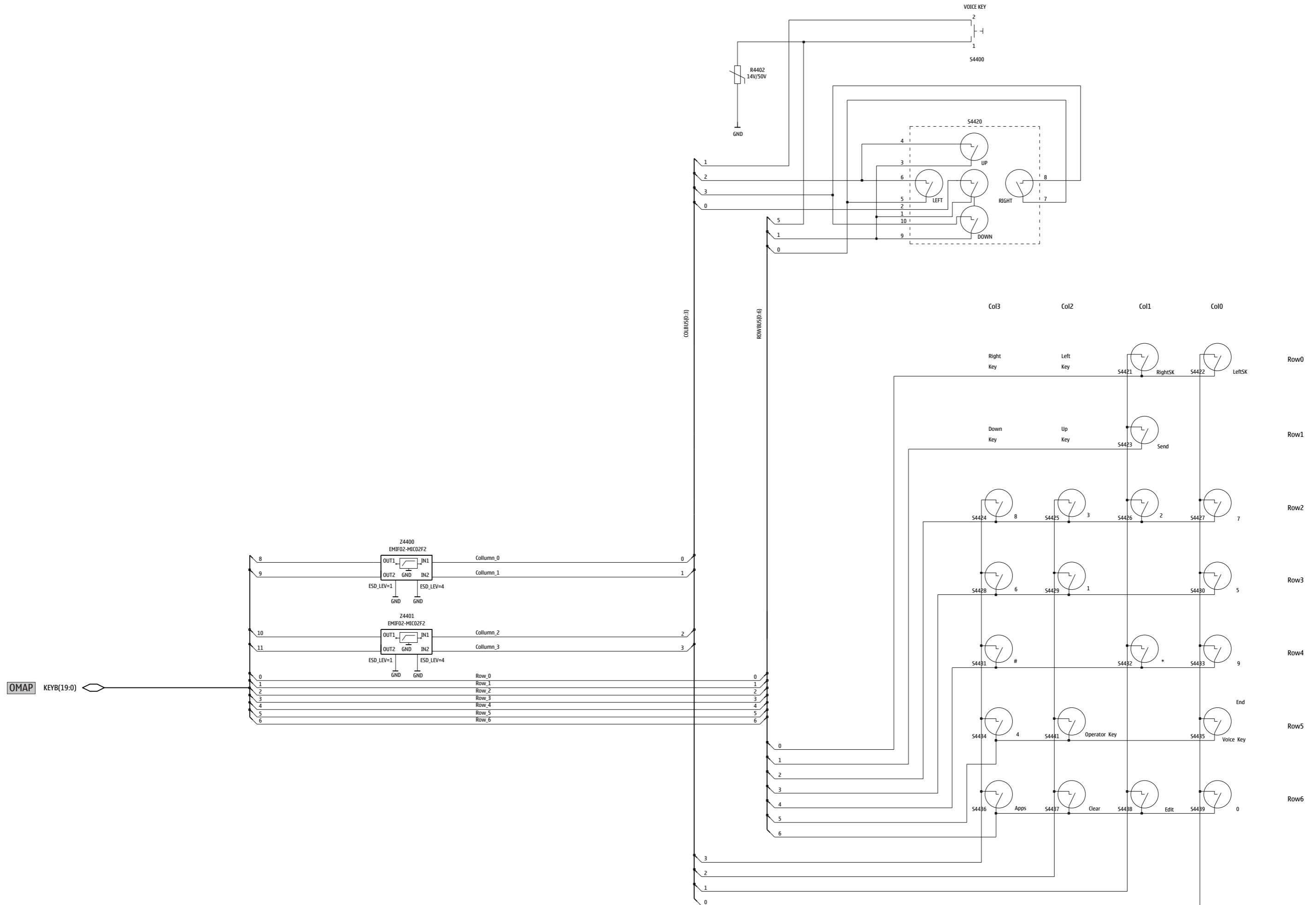
RAP3G

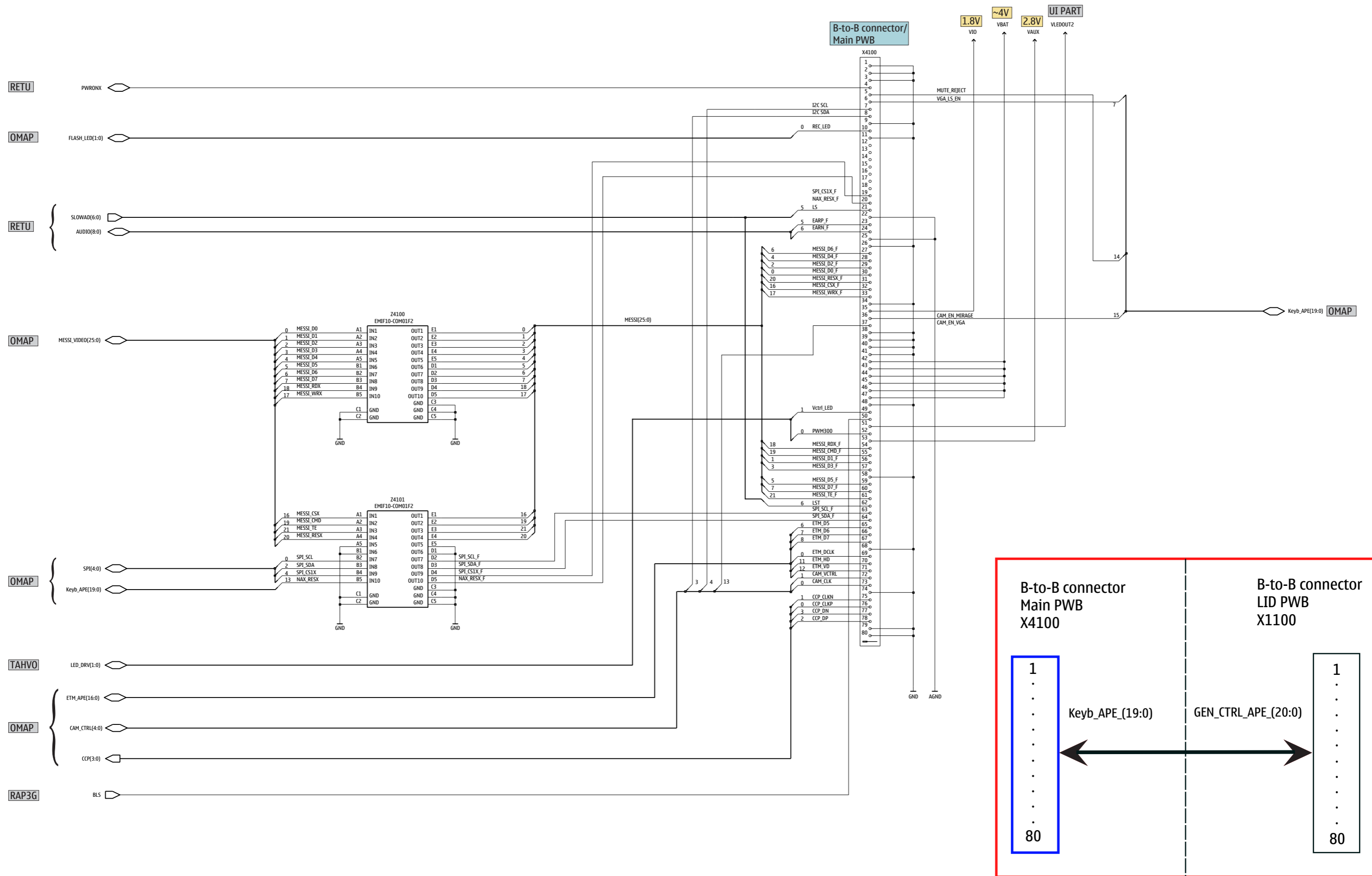
D3000
RAP3G_V2.0E-PA

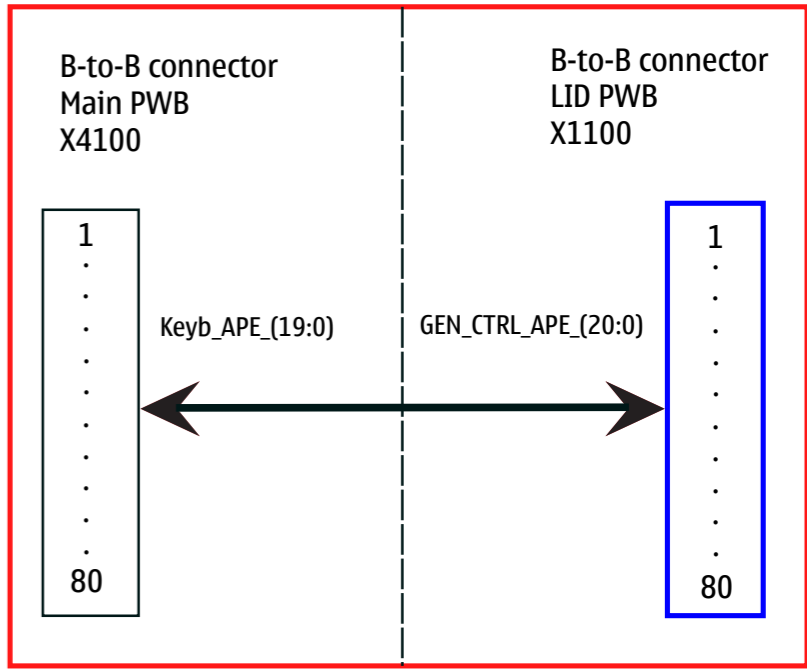
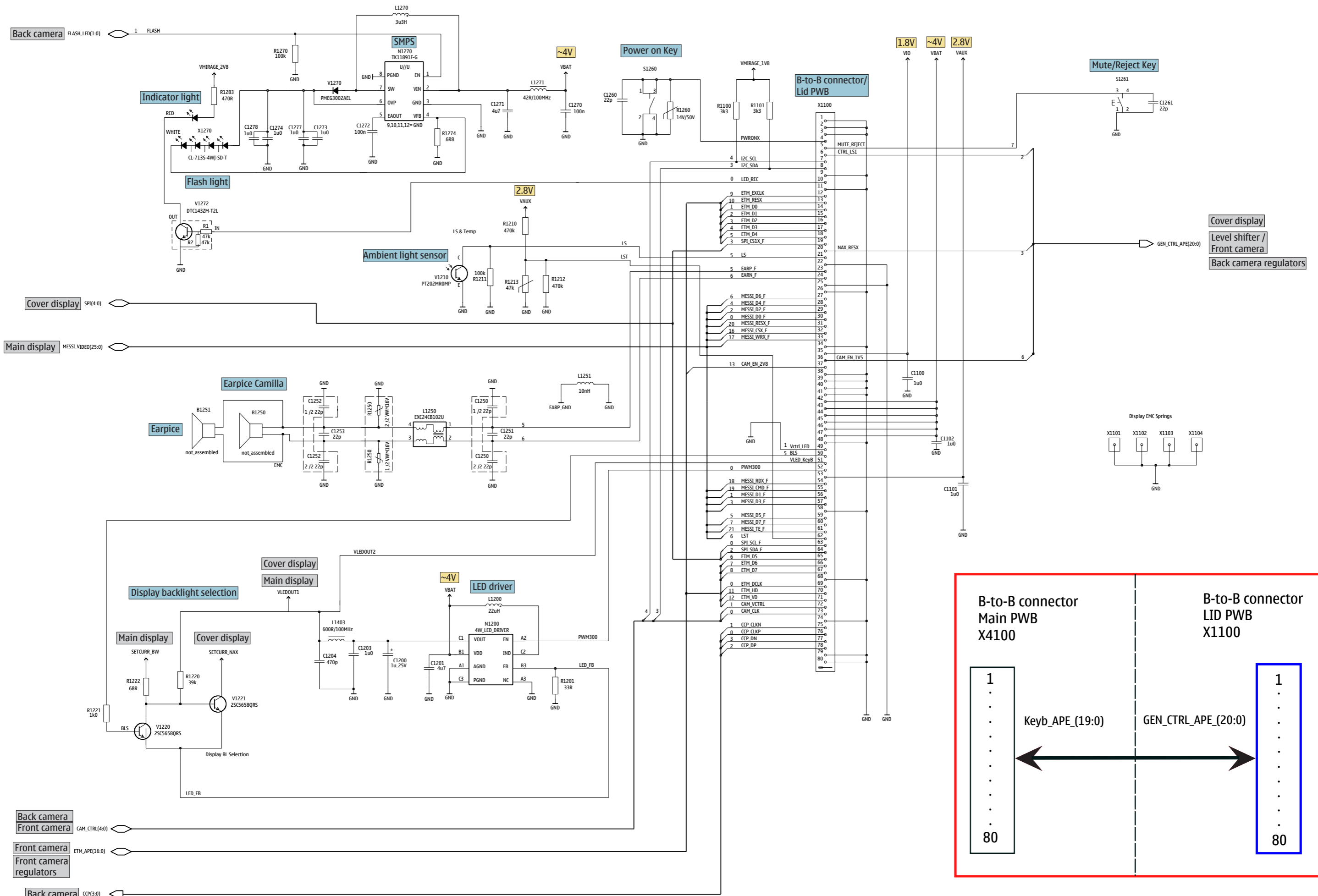


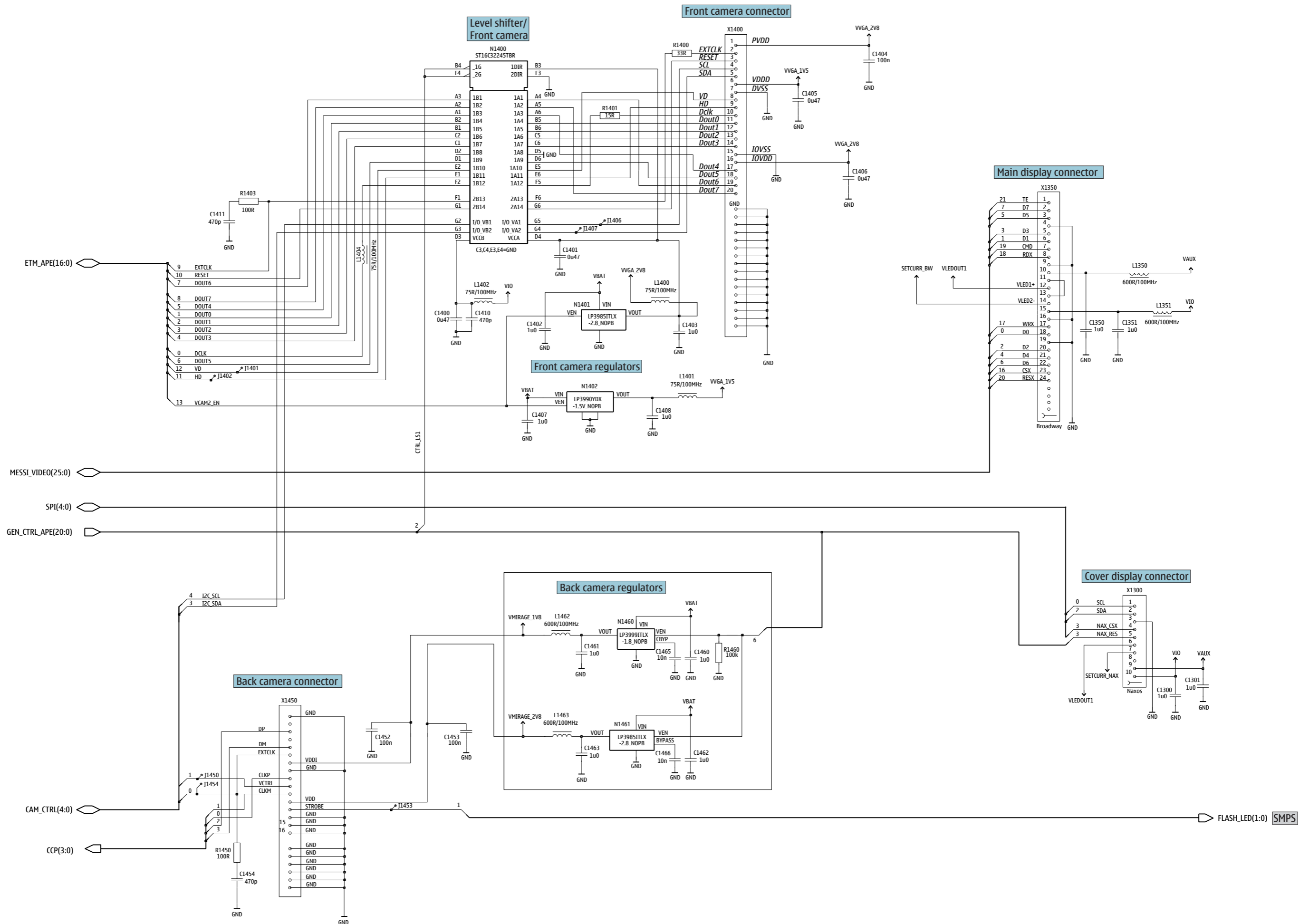




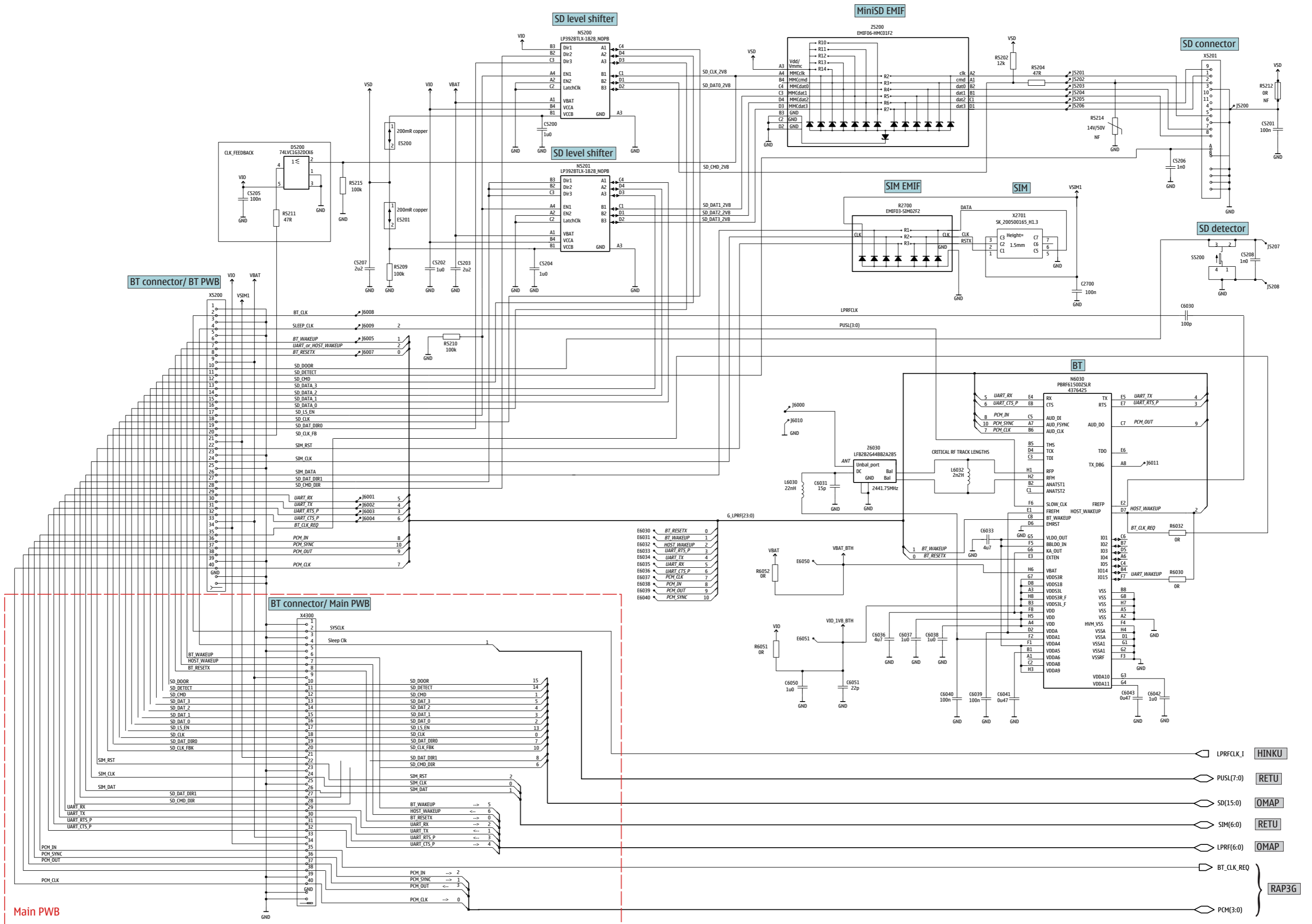


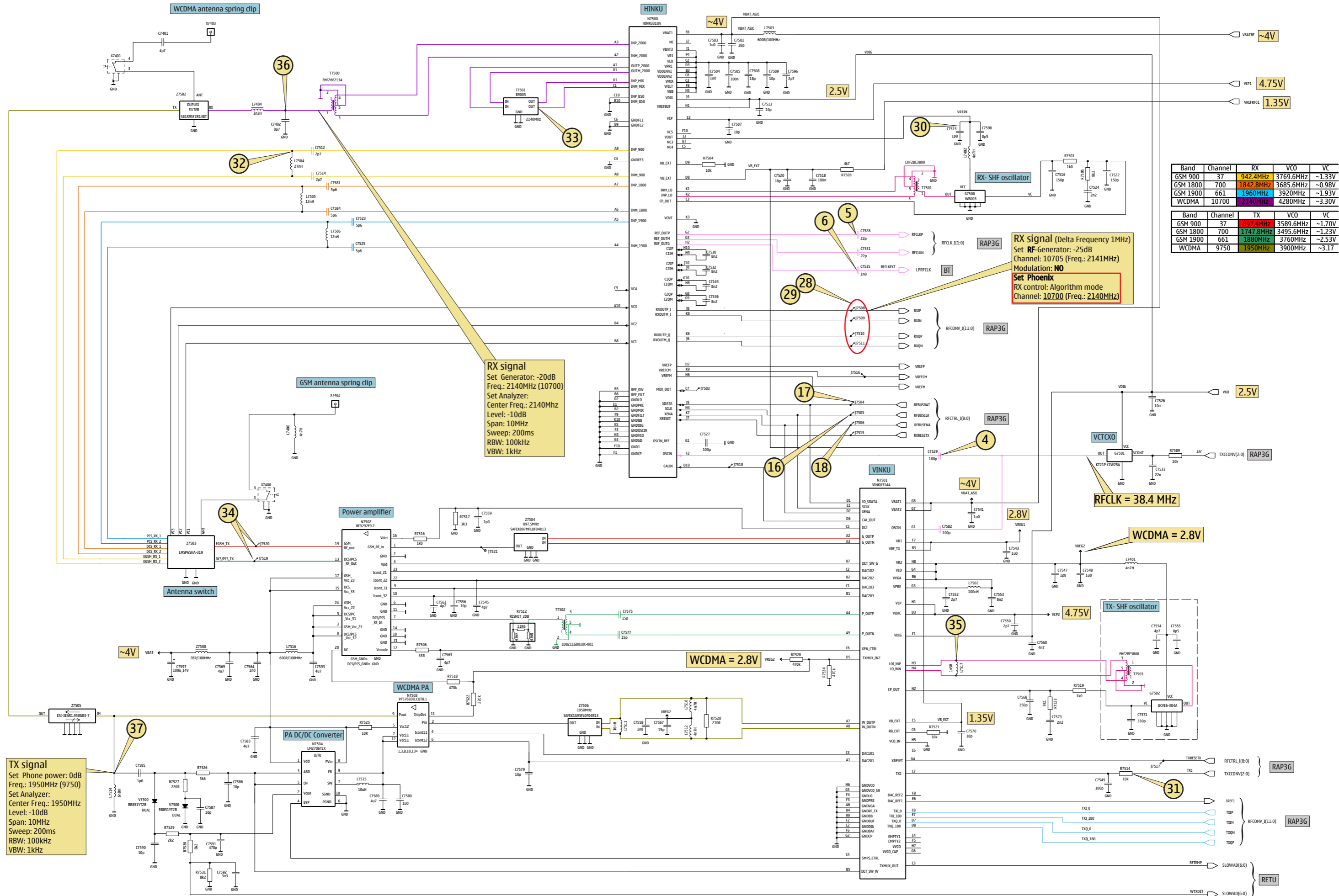






B-to-b conn./ LID PWB





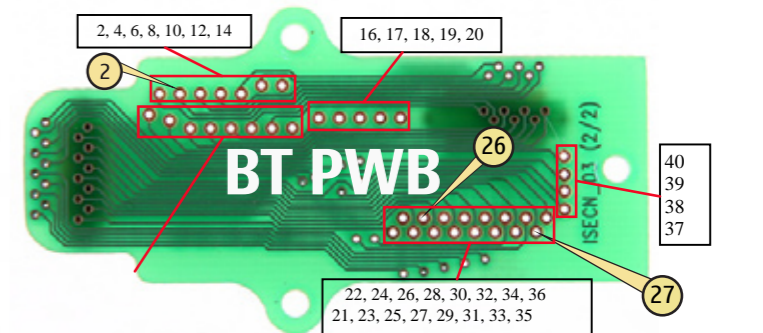

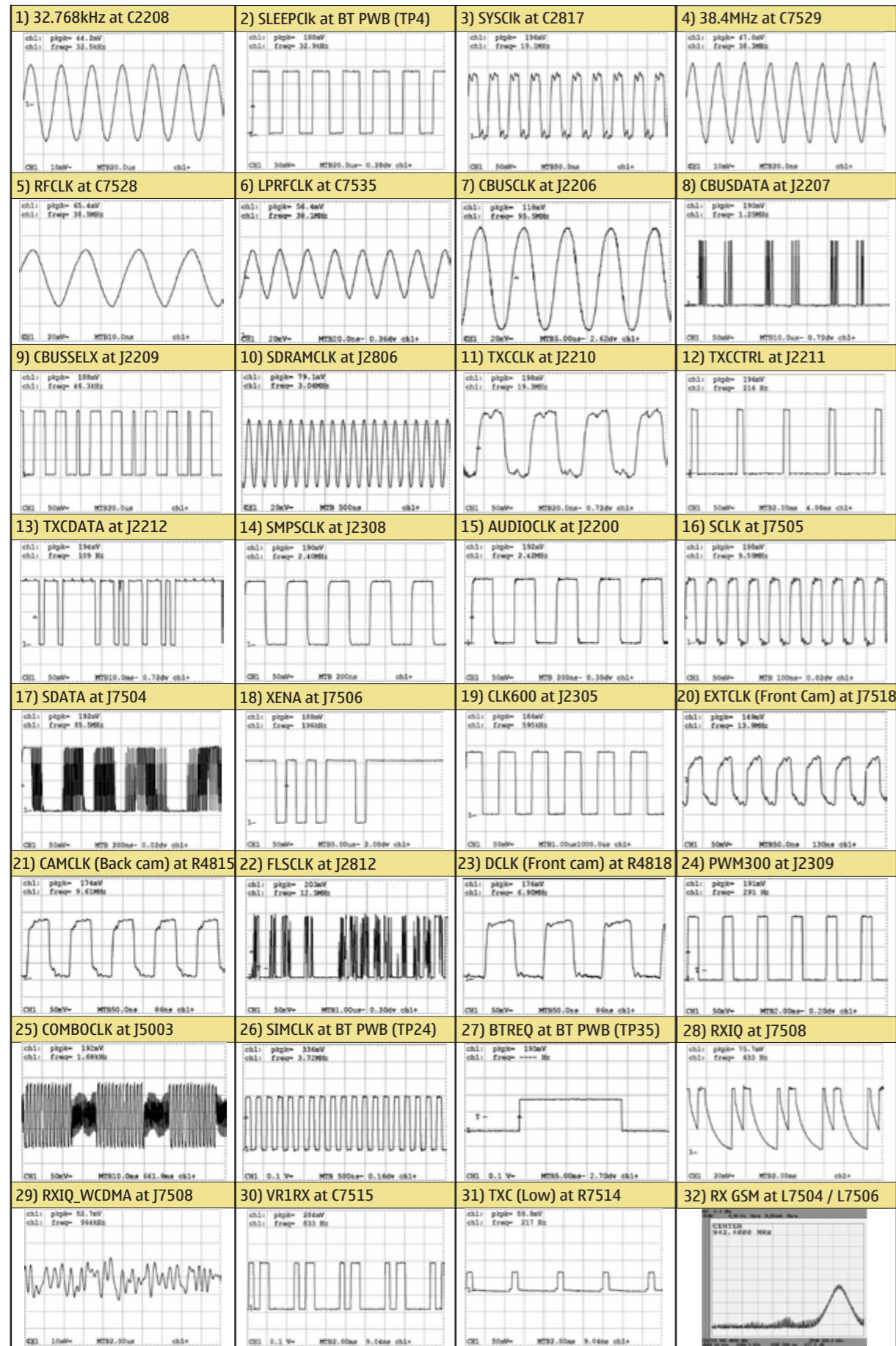
Band	Channel	RX	VCO	VC
GSM 900	37	942.4MHz	3769.6MHz	~1.33V
GSM 1800	700	1842.8MHz	3685.6MHz	~0.98V
GSM 1900	661	1960MHz	3920MHz	~1.93V
WCDMA	10700	2140MHz	4280MHz	~3.30V

Band	Channel	TX	VCO	VC
GSM 900	37	897.4MHz	3589.6MHz	~1.70V
GSM 1800	700	1747.8MHz	3495.6MHz	~1.23V
GSM 1900	661	1880MHz	3760MHz	~2.53V
WCDMA	9750	1950MHz	3900MHz	~3.17V


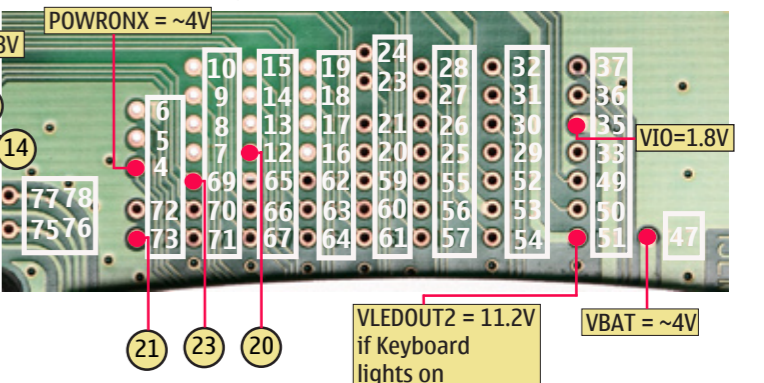
RX signal
 Set Generator: -20dB
 Freq.: 2140MHz (10700)
 Set Analyzer:
 Center Freq.: 2140MHz
 Level: -10dB
 Span: 10MHz
 Sweep: 200ms
 RBW: 100kHz
 VBW: 1kHz

RX signal (Delta Frequency 1MHz)
 Set RF-Generator: -25dB
 Channel: 10705 (Freq.: 2141MHz)
 Modulation: NO
 Set Phoenix
 RX control: Algorithm mode
 Channel: 10700 (Freq.: 2140MHz)

TX signal
 Set Phone power: 0dB
 Freq.: 1950MHz (9750)
 Set Analyzer:
 Center Freq.: 1950MHz
 Level: -10dB
 Span: 10MHz
 Sweep: 200ms
 RBW: 100kHz
 VBW: 1kHz



Module Jig - LID PWB Test points



B	C3001	C14	C7548	F5	J2803	F13	L	R4810	D10
B2200	E12	C3002	C14	C7549	E5	J2804	A12	L2000	F15
C	C3003	A15	C7550	F7	J2805	B11	L2001	D15	R4814
C2000	G15	C3004	B11	C7552	F6	J2806	B11	L2002	D15
C2002	D14	C3005	C13	C7553	F6	J2807	A11	L2003	C15
C2003	E14	C3006	A12	C7554	G7	J2808	A12	L2004	C15
C2004	E14	C3007	B11	C7555	G7	J2809	A12	L2100	B16
C2005	D14	C3008	A11	C7556	C5	J2810	C12	L2102	A2
C2006	D15	C4200	F13	C7558	E6	J2811	B11	L2103	B2
C2007	D15	C4201	F14	C7559	B4	J2812	A11	L2104	C13
C2008	D15	C4202	F13	C7560	E7	J2813	A11	L2105	C13
C2009	D15	C4285	I9	C7561	C5	J2814	B13	L2106	C13
C2010	C15	C4286	F13	C7563	C4	J2815	B13	L2107	C13
C2011	E15	C4404	D7	C7564	B4	J2816	B13	L2108	D14
C2012	G15	C4405	A3	C7567	E6	J2817	A11	L2202	E11
C2013	E15	C4406	F7	C7568	F7	J2818	A11	L2203	D11
C2014	C15	C4407	I3	C7569	C4	J2819	B13	L2204	E11
C2015	D15	C4408	I2	C7570	E7	J3100	D8	L2205	C13
C2016	D15	C4409	I2	C7571	G6	J3101	A8	L2206	C11
C2017	E15	C4601	A14	C7573	F7	J3102	A8	L2301	H14
C2070	H11	C4602	A15	C7575	E7	J3103	A8	L2302	H14
C2071	G11	C4603	A14	C7577	E6	J3104	A9	L4200	F12
C2072	H11	C4800	G10	C7579	I5	J3105	A9	L4201	F14
C2100	H14	C4801	E8	C7580	I4	J3106	A8	L6156	D16
C2101	E14	C4802	G10	C7581	C3	J3107	H7	L6176	D15
C2102	E14	C4803	D9	C7582	F7	J3108	G7	L7400	C1
C2103	E14	C4804	D9	C7583	G5	J3109	G7	L7401	F6
C2104	C16	C4805	F8	C7584	C3	J3110	A8	L7402	E5
C2105	B16	C4806	F11	C7585	H4	J3111	G7	L7404	F2
C2106	B16	C4807	D10	C7586	H4	J3112	H7	L7502	F6
C2110	G15	C4808	D9	C7587	H4	J3113	H7	L7503	F5
C2111	H15	C4809	G10	C7589	G5	J3114	G7	L7504	C3
C2112	H15	C4810	E8	C7590	H5	J3115	B8	L7505	C3
C2114	C13	C4811	G9	C7591	G5	J3116	A8	L7506	C4
C2115	C13	C4812	E11	C7592	H5	J3117	A8	L7510	E6
C2116	C13	C4813	E8	C7593	C5	J3118	B8	L7511	D6
C2200	D13	C4815	G11	C7596	D3	J3119	I7	L7512	E6
C2201	E11	C4816	F8	C7597	C7	J3120	B8	L7514	I4
C2202	E13	C4817	G9	C7598	F5	J4600	B13	L7515	G4
C2203	E13	C5000	I11	D	J4601	B13	L7516	C6	T
C2204	E14	C5001	H8	D2800	B9	J4800	G8	L7517	F6
C2205	E13	C5002	I8	D3000	B14	J4802	G8	M	T7501
C2206	E14	C5003	G10	D3001	B12	J4803	G9	M2100	I14
C2207	E12	C5004	G9	D4800	E9	J4805	G9	N	T7503
C2208	E13	C5005	I10	D5000	H9	J4806	G9	N2200	D12
C2209	E12	C5006	I10	F	J4807	G9	N2300	G14	V2000
C2210	C11	C5007	I10	F2000	G15	J4808	G9	N4200	F13
C2211	C11	C5008	I8	G	J4811	C9	N4401	I2	V4420
C2212	C12	C5009	H8	G2200	A7	J4812	F11	N4600	A15
C2213	D11	C6157	D16	G7500	F4	J4813	C9	N6156	E15
C2214	D11	C6158	D16	G7501	D4	J4814	F11	N7500	E3
C2215	D11	C6159	E15	G7502	H7	J4815	F11	N7501	E6
C2216	C11	C6162	E16	J	J4816	E11	N7502	B5	V4425
C2217	E11	C6163	D15	J2000	E15	J4817	F11	N7503	I5
C2219	H11	C6165	E15	J2001	E15	J4818	D10	N7504	G5
C2220	C12	C6170	D16	J2002	E15	J4820	D8	R	V7500
C2221	C12	C6176	D15	J2003	E15	J4821	D10	R2000	D13
C2222	C12	C6178	D15	J2004	D15	J4822	D9	R2001	E15
C2223	E13	C6179	D16	J2005	D15	J4823	D9	R2002	E13
C2224	D13	C6180	E15	J2006	C15	J4824	D9	R2003	E14
C2225	D11	C6182	E15	J2007	D15	J4825	D8	R2004	C14
C2226	C12	C6184	E15	J2008	C16	J4826	D8	R2006	C14
C2227	E11	C6185	E15	J2009	B16	J4827	D8	R2007	E15
C2228	D11	C7401	H1	J2060	I7	J5001	F8	R2009	E15
C2230	D11	C7402	F2	J2070	G11	J5002	F8	R2010	E15
C2231	C12	C7501	E2	J2071	F11	J5003	G9	R2011	E15
C2232	D11	C7503	E2	J2072	F11	J5004	G9	R2012	E15
C2233	B8	C7504	D2	J2200	D11	J5005	G8	R2070	H12
C2234	E12	C7505	F3	J2201	A11	J5006	G10	R2071	I11
C2235	G13	C7507	E4	J2204	B11	J5007	G8	R2100	E15
C2300	G15	C7508	F4	J2205	A11	J5008	G8	R2101	D14
C2301	H15	C7509	D3	J2206	B11	J5009	E8	R2102	E13
C2302	H13	C7512	C2	J2207	B11	J5100	I8	R2103	E14
C2303	F15	C7513	F4	J2208	C11	J5101	H8	R2104	D13
C2304	H13	C7514	C3	J2209	A11	J5102	I8	R2106	A3
C2306	F15	C7515	F5	J2210	D10	J5103	I8	R2107	A3
C2307	G15	C7516	F4	J2211	D10	J5104	C7	R2200	G11
C2309	H15	C7518	E7	J2212	D10	J5105	I7	R2201	F12
C2312	F15	C7520	D2	J2213	D11	J5106	D7	R2206	E12
C2313	F15	C7522	E4	J2214	C11	J5107	C7	R2209	I13
C2800	C11	C7523	C3	J2215	D10	J5108	I7	R2303	F14
C2801	C8	C7524	E4	J2216	D11	J5109	I7	R2304	E14
C2802	D9	C7525	C4	J2217	B15	J5110	I7	R2800	B8
C2803	A10	C7526	D5	J2218	E13	J5103	D3	R3000	C14
C2804	D10	C7527	E4	J2219	D10	J7504	D7	R4402	B13
C2805	A9	C7528	E4	J2220	D10	J7505	D7	R4403	I13
C2806	D8	C7529	D4	J2221	D10	J7506	D7	R4404	G14
C2807	B8	C7530	E2	J2300	F12	J7508	F2	R4405	I3
C2808	D9	C7531	F4	J2301	F12	J7509	F2	R4407	A11
C2809	C8	C7532	F2	J2303	F13	J7510	F3	R4408	D7
C2810	A10	C7533	E5	J2305	G13	J7511	F3	R4409	I2
C2811	A8	C7534	E2	J2306	G13	J7515	F2	R4424	D7
C2812	A10	C7535	F4	J2307	G13	J7516	E2	R4425	A2
C2813	C11	C7536	E2	J2308	A11	J7517	D7	R4426	F7
C2814	D9	C7541	F5	J2309	G13	J7518	D2	R4427	I3
C2815	B8	C7543	E5	J2800	C8	J7519	B4	R4601	A14
C2817	A9	C7545	A5	J2801	C8	J7520	B3	R4800	G10
C3000	A15	C7547	F6	J2802	A10	J7521	A6	R4809	D8

Top

Bottom

